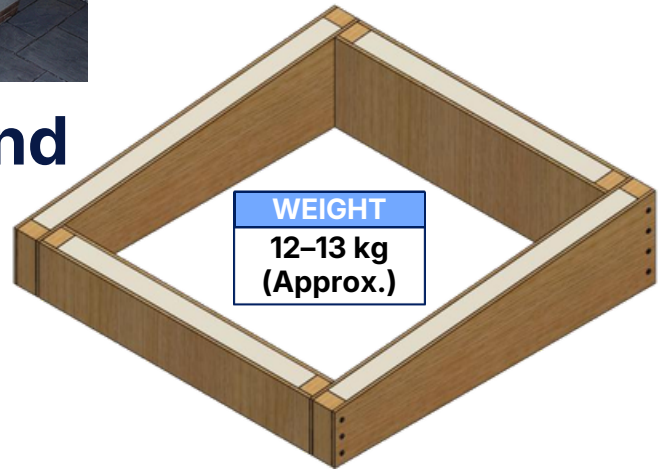




Slimline Flat Glass Upstand

Part L Compliant Insulated Timber Upstand

Technical Data Sheet

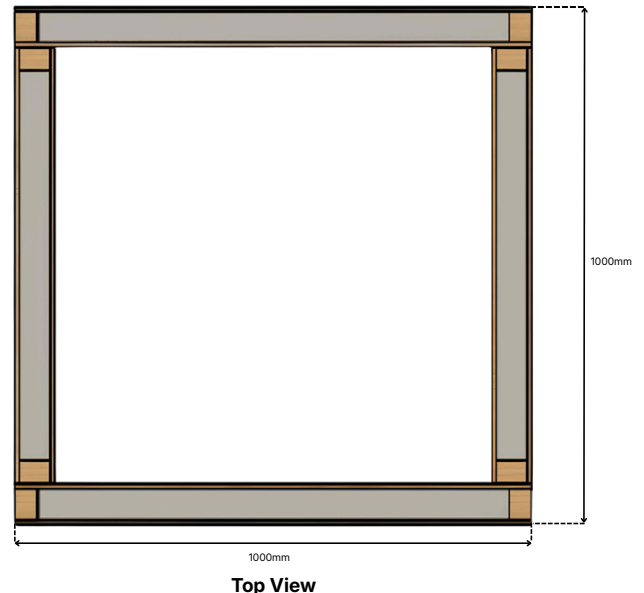




KEY FEATURES & BENEFITS

- Min. Height: 150mm (at the eaves end)
- 5° Fall as standard but can be more or less
- Celotex insulation board
- Low emissivity foil facing
- OSB Grade 3
- All Sizes Available

UPSTAND PERFORMANCE & COMPLIANCE

- Building Regulations Approved Document L compliant
- U Values: 0.35 W/m²K or lower
- BR443: 2019 Conventions for U Value Calculations
- Assembly guides



FITTING DETAILS

FIXING METHOD

M6 x 120 Screws

Use M6 x 120 screws to fix the upstand.

- Position the upstand onto the roof opening.
- Fix screws at all the four inside corners of the upstand.
- Seal all around with Silicone sealant.